

The Why

Data can play a transformative role in setting, refining, and evaluating place-based initiative.

The Problem

But data remains both a focus and a frustration for place-based initiatives. Shared decision making and measurement is core to place-based work- but for many the most challenging to achieve.

The Solution

Create a framework that is not only focused on data access- but guides practitioners in the **‘how to’** of accessing, collecting and using data for the purpose of shared measurement and shared decision-making.

The Design Team

- Restacking the Odds – Murdoch Children's Research Institute
- Logan Together
- Yourtown
- Gladstone Region engaging in action Together (GRT)
- Misson Australia (C4C)
- Department of Treaty, Aboriginal and Torres Strait Islander Partnerships, Communities, and the Arts
- Children's Health Queensland
- Nexus -Foundation Partners
- Griffith University-Regional Insights Data Lab
- QCOSS
- University of the Sunshine Coast
- Infoxchange
- Hand Heart Pocket
- Department of Social Services (SPSP)
- Department of Health
- Brisbane North PHN
- Southern Moreton Bay Islands
- SEER Data and Analytics
- Thriving Queensland Kids Partnership
- Queensland University of Technology

What we learnt

- Solving data access will not fix the problem
- There are several data platforms – most focus on population data only
- Plenty of duplication and limited coordination
- Lack of practical resources, skills, capacity in place

To address data-related issues place needs a framework to be grounded in practice, built collectively and provide:

- *accessible and practical resources (tools, templates, checklists, links)*
- *practice support (case examples, guidelines, hints, tips)*
- *a structure that enables collective sharing, learning, mentoring and peer support*

What was created

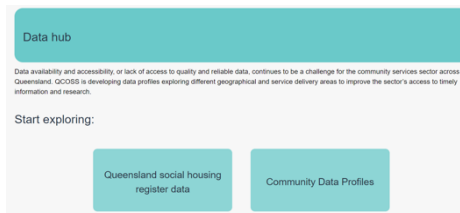
- A place-based data framework
- Outline of the support and resources needed in place
- The leverage points - what already exists - resources and practice
- Identification and design of key projects
- Data learning lab for collective testing and action



The Breaking Down Barriers community reports provide key characteristics and insights into Australian communities using data curated within the Breaking Down Barriers Shared Data Environment.



Australian Child and
Youth Wellbeing Atlas





Thriving Queensland
Kids Partnership
connect • catalyse • learn



every child thriving
aracy

Principles

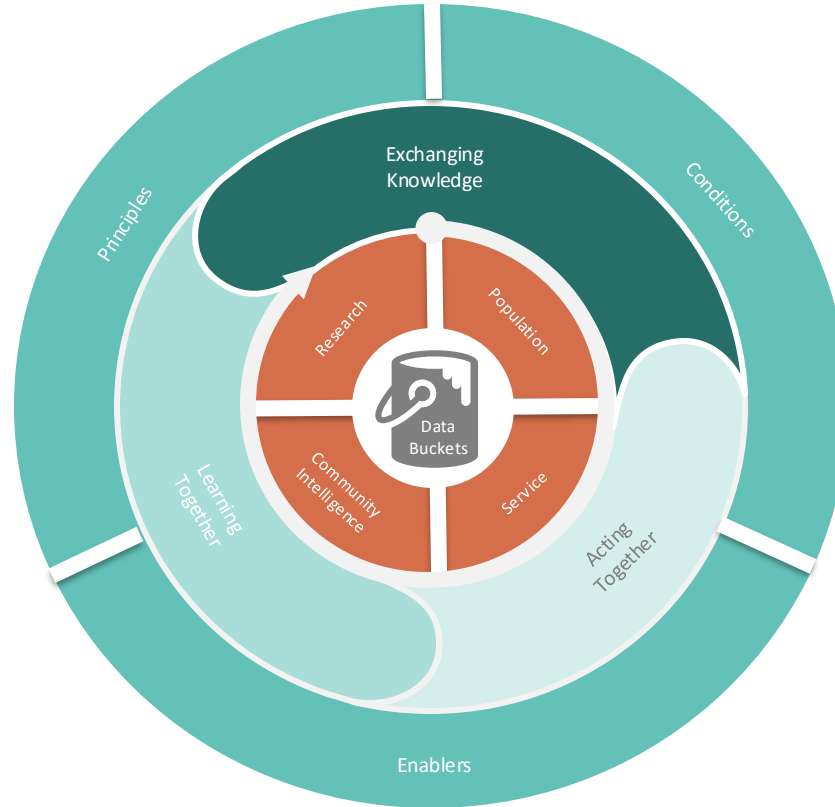
The ways of working that guide the way we access, collect or generate data

Learning Together

The way we bring the data types together to learn and make sense about the local system(s) unearth systemic inequalities and opportunities for acting

Data Buckets

Key data types needed to ensure we learn and make sense of local systems



Exchange Knowledge

The way we share data for the purpose of learning together

Conditions

What we need in place to protect, access, generate, receive, hold and absorb data

Acting Together

The way we come together to absorb the learnings from the data for shared decision making, action and measurement

Enablers

The data skills knowledge, mindsets and capabilities we need in place

The Place Data Framework for Shared Decision Making and Measurement



Thrivng Queensland
Kids Partnership
connect • catalyse • learn



every child thriving
aracy



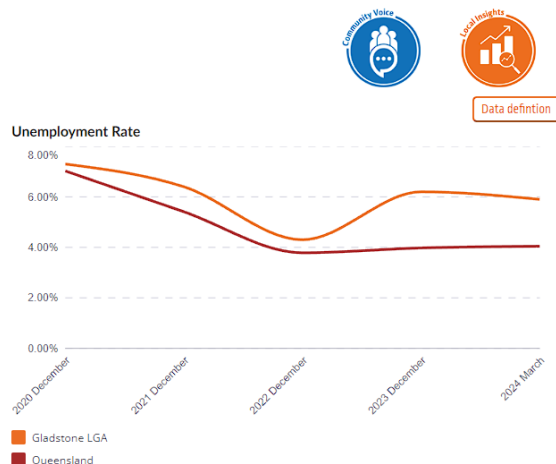
Data Buckets

Framework in action

Gladstone Region Wellbeing Data Hub

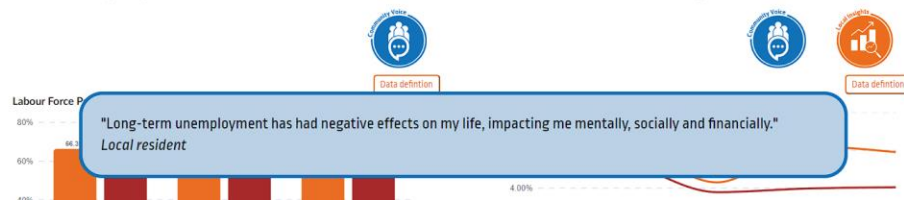


Unemployment in the Gladstone Region **increased between 2022-2023** and remained higher than the Queensland rate



61.8% of the Gladstone Region population participated in the **labour force** in 2021

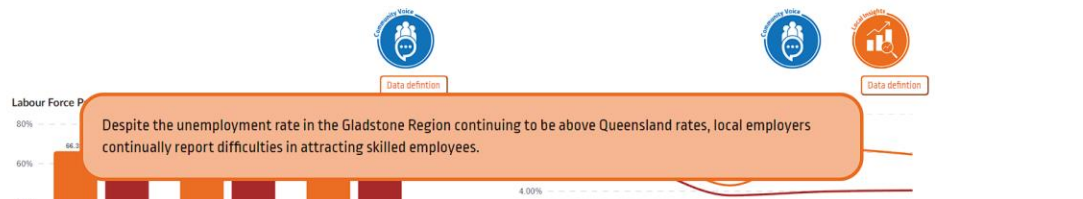
Unemployment in the Gladstone Region **increased between 2022-2023** and remained higher than the Queensland rate



"Long-term unemployment has had negative effects on my life, impacting me mentally, socially and financially."
Local resident

61.8% of the Gladstone Region population participated in the **labour force** in 2021

Unemployment in the Gladstone Region **increased between 2022-2023** and remained higher than the Queensland rate



Despite the unemployment rate in the Gladstone Region continuing to be above Queensland rates, local employers continually report difficulties in attracting skilled employees.

Family Employment

A higher percentage of Gladstone Region families **earn less than \$650 per week** in 2021 at 6.9%

In 2022, **8.5% of children** in the Gladstone Region were in **low-income, welfare dependent** families, 2.9% more

The economic wellbeing of households plays a critical role in the health, education and self-esteem of children. Economic disadvantage in the form of inadequate resources can adversely affect children's social and educational opportunities, as well as health outcomes in the short and long term (AIHW 2022).

Early Education Participation

In 2020 and 2021, **more children** in the Gladstone Region were **enrolled in pre-school** than Queensland children

Children in the Gladstone Region had a **higher percentage of pre-school enrolments**, though attended **fewer hours** of pre-school compared to Queensland children

Local childcare providers have shared that both skills shortages and physical space restrictions are limiting their capacity to offer more places. Providers are expressing concerns about staff fatigue and burnout.

Opportunities

The following key components were identified as opportunities for investment

- **Service Data Bucket**- lack of right available data- shared and generated
- **Community Data Bucket**- resources to help with collecting and analysing community intelligence
- **Learning and Acting Together**- how to connect data buckets for learning and acting
- **Exchanging Knowledge** - data access agreements
- **Conditions**- data governance and practical resources
- **Enablers**- skills and attributes needed now and into the future

FROM – Data Takers

TO – Data Generators

What's next – building out the tools and resources

